

# **Dental Overview Quarterly Reports**

## **Nevada Medicaid (FFS/MCO)**

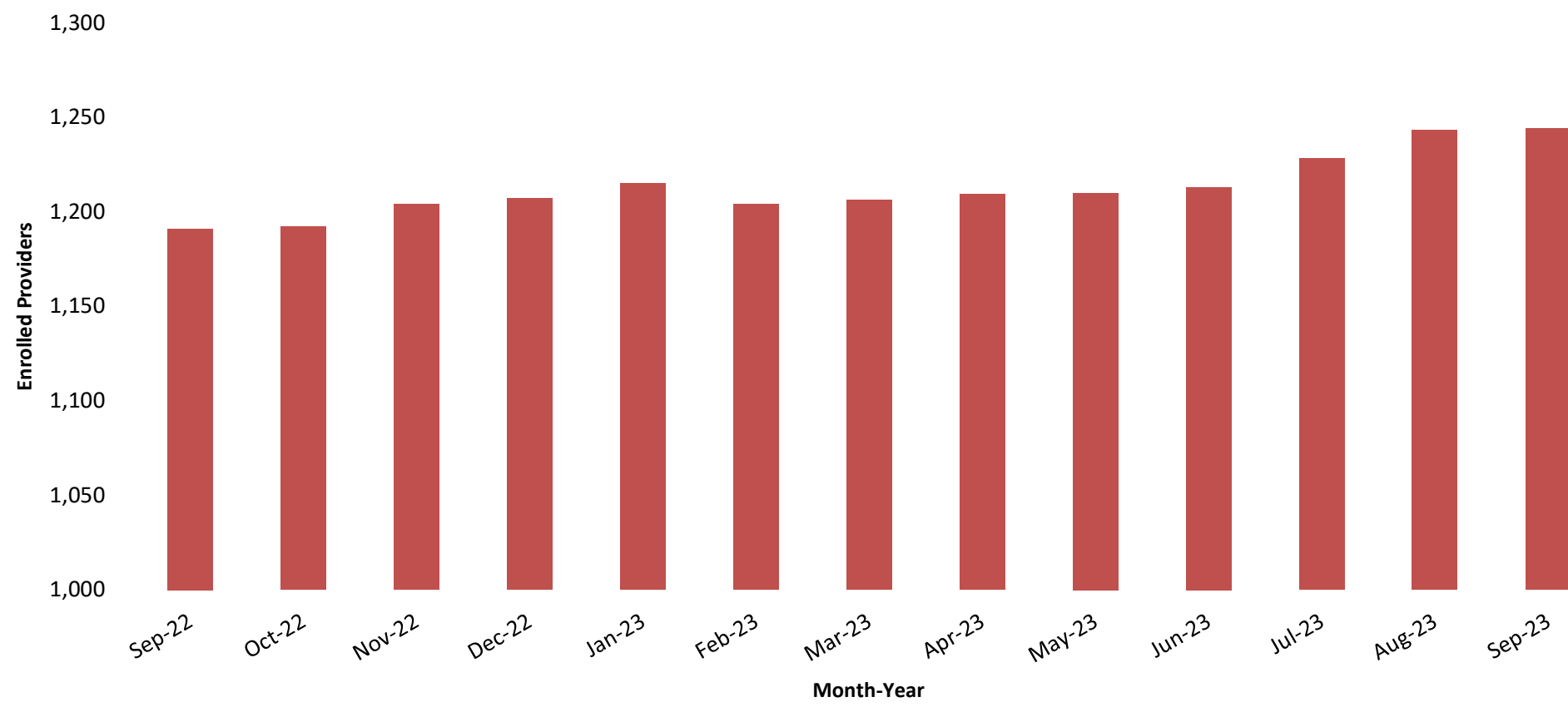
### **September, 2022 to September, 2023**

1. Enrolled Dental Providers
2. Active Dental Providers
3. Dental Patients Demographics
4. Members
5. Percent of Enrollees Receiving Services
6. Technical Notes

**Quarterly Dental Overview Report - PT22**  
**Nevada Medicaid**

**Dental Providers Enrolled to Provide Medicaid Services**

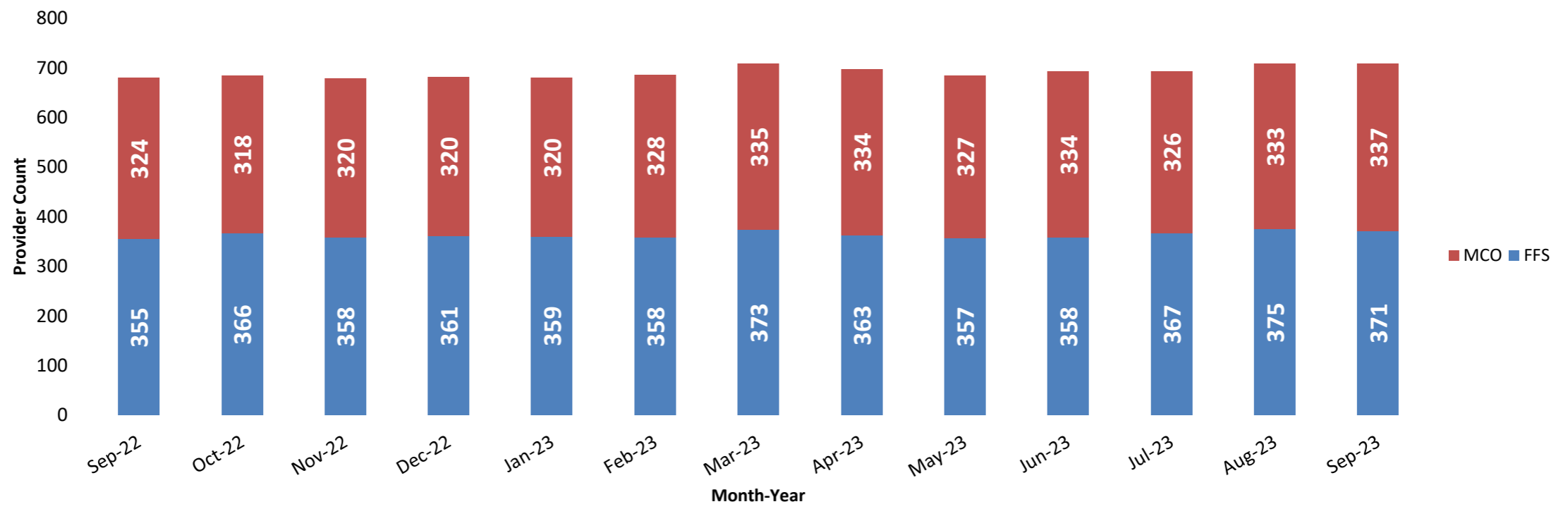
Date	Enrolled Providers
September-22	1,191
October-22	1,192
November-22	1,204
December-22	1,207
January-23	1,215
February-23	1,204
March-23	1,206
April-23	1,209
May-23	1,210
June-23	1,213
July-23	1,228
August-23	1,243
September-23	1,244



*The unique count of dental servicing providers enrolled to provide services (PT22). This includes all enrolled dental servicing providers authorized to provide services even if they have not provided services to any patients during the time period.*

**Dental Providers Currently Providing Medicaid Services**

Date	Servicing Providers	
	FFS	MCO
Sep-22	355	324
Oct-22	366	318
Nov-22	358	320
Dec-22	361	320
Jan-23	359	320
Feb-23	358	328
Mar-23	373	335
Apr-23	363	334
May-23	357	327
Jun-23	358	334
Jul-23	367	326
Aug-23	375	333
Sep-23	371	337



Enrolled dental providers providing services during the time period. Servicing provider counts may be duplicated across FFS and MCO programs in the same month.

Dental Patients Demographics

FFS Total

Age In Years	Sep-22	Oct-22	Nov-22	Dec-22	Jan-23	Feb-23	Mar-23	Apr-23	May-23	Jun-23	Jul-23	Aug-23	Sep-23
Ages 00 to 20	6,155	6,308	5,485	4,952	6,065	5,787	6,902	6,311	6,396	6,250	6,062	6,430	5,637
Ages 21 and Over	1,786	1,735	1,619	1,488	1,732	1,654	1,920	1,704	1,937	1,728	1,606	1,790	1,651
<b>FFS Total</b>	<b>7,941</b>	<b>8,043</b>	<b>7,104</b>	<b>6,440</b>	<b>7,797</b>	<b>7,441</b>	<b>8,822</b>	<b>8,015</b>	<b>8,333</b>	<b>7,978</b>	<b>7,668</b>	<b>8,220</b>	<b>7,288</b>

Dental Patients

MCO Total

Liberty Dental

Age In Years	Sep-22	Oct-22	Nov-22	Dec-22	Jan-23	Feb-23	Mar-23	Apr-23	May-23	Jun-23	Jul-23	Aug-23	Sep-23
Ages 00 to 20	22,539	20,633	18,962	18,331	20,037	19,979	23,469	20,764	20,916	20,702	21,273	24,027	20,811
Ages 21 and Over	6,531	6,110	5,961	5,891	6,679	6,695	7,858	6,877	7,279	7,014	6,392	7,539	6,648
<b>MCO Total</b>	<b>28,077</b>	<b>28,460</b>	<b>32,256</b>	<b>29,070</b>	<b>26,743</b>	<b>24,923</b>	<b>24,222</b>	<b>27,641</b>	<b>28,195</b>	<b>27,716</b>	<b>27,665</b>	<b>31,566</b>	<b>27,459</b>

Dental Patients

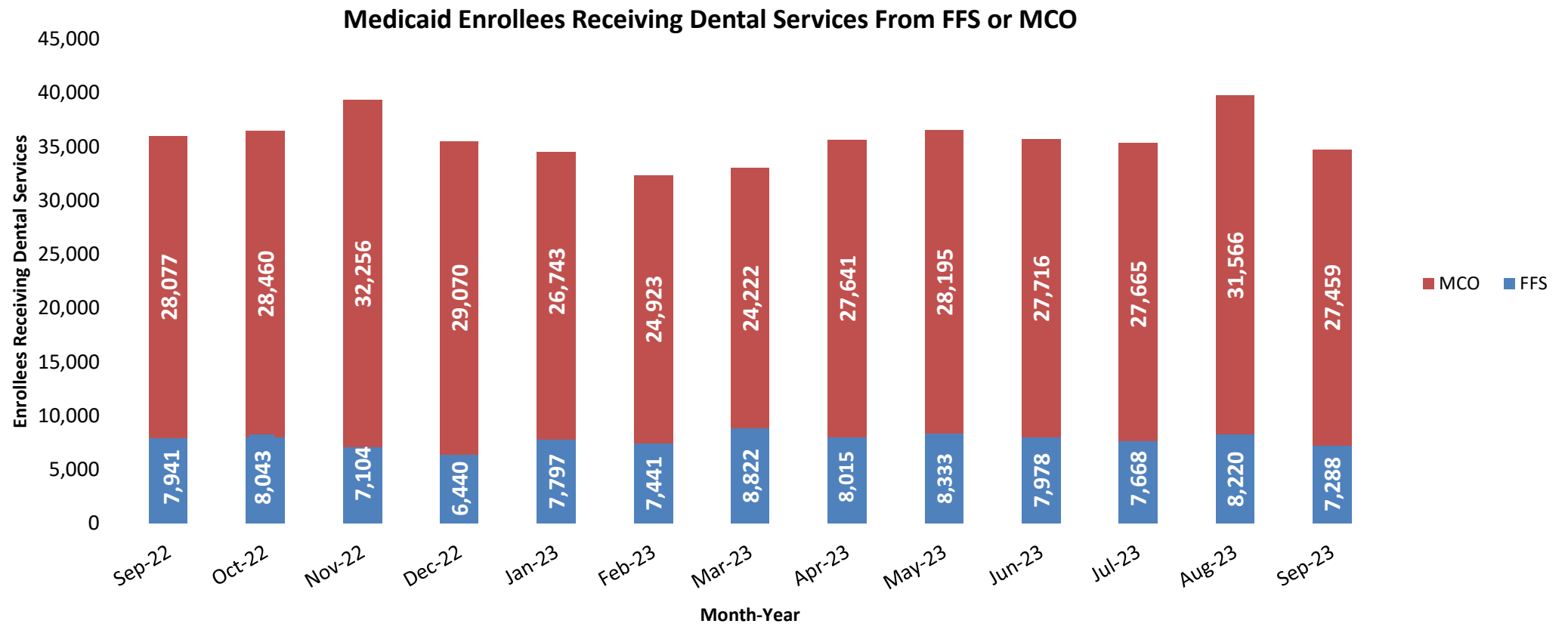
Totals and Graphs

Total Dental Patients - by FFS or MCO

(All Ages Combined)	Sep-22	Oct-22	Nov-22	Dec-22	Jan-23	Feb-23	Mar-23	Apr-23	May-23	Jun-23	Jul-23	Aug-23	Sep-23
FFS	7,941	8,043	7,104	6,440	7,797	7,441	8,822	8,015	8,333	7,978	7,668	8,220	7,288
MCO	28,077	28,460	32,256	29,070	26,743	24,923	24,222	27,641	28,195	27,716	27,665	31,566	27,459
<b>Total</b>	<b>36,018</b>	<b>36,503</b>	<b>39,360</b>	<b>35,510</b>	<b>34,540</b>	<b>32,364</b>	<b>33,044</b>	<b>35,656</b>	<b>36,528</b>	<b>35,694</b>	<b>35,333</b>	<b>39,786</b>	<b>34,747</b>

Total Dental Patients - by Age Range

(FFS and MCO)	Sep-22	Oct-22	Nov-22	Dec-22	Jan-23	Feb-23	Mar-23	Apr-23	May-23	Jun-23	Jul-23	Aug-23	Sep-23
Children	28,694	26,941	24,447	23,283	26,102	25,766	30,371	27,075	27,312	26,952	27,335	30,457	26,448
Adults	8,317	7,845	7,580	7,379	8,411	8,349	9,778	8,581	9,216	8,742	7,998	9,329	8,299
<b>Total</b>	<b>37,011</b>	<b>34,786</b>	<b>32,027</b>	<b>30,662</b>	<b>34,513</b>	<b>34,115</b>	<b>40,149</b>	<b>35,656</b>	<b>36,528</b>	<b>35,694</b>	<b>35,333</b>	<b>39,786</b>	<b>34,747</b>



**FFS Service Counts and Costs Report**

Age In Years	Procedure Code	Service Count	Net Payment	Service Count	Net Payment	Service Count	Net Payment	Service Count	Net Payment	Service Count	Net Payment	Service Count	Net Payment	Service Count	Net Payment	Service Count	Net Payment	Service Count	Net Payment	Service Count	Net Payment	Service Count	Net Payment	Service Count	Net Payment	Service Count	Net Payment		
Ages 00 to 18	001000 thru D0999 Diagnostic	9,676	\$216,302.00	10,336	\$227,222.64	8,400	\$187,540.90	7,991	\$172,848.64	10,005	\$221,651.97	9,335	\$207,912.48	11,388	\$252,469.38	10,278	\$225,455.65	10,183	\$226,614.49	9,445	\$212,320.05	9,885	\$216,767.85	10,253	\$224,636.85	8,588	\$185,152.26		
	010000 thru D1999 Preventive	8,251	\$339,952.98	8,644	\$355,950.41	7,666	\$310,089.50	7,256	\$285,365.56	8,949	\$354,219.10	7,934	\$321,879.07	10,266	\$411,206.16	9,616	\$374,221.04	9,592	\$375,521.99	8,663	\$345,644.17	8,876	\$351,983.15	9,034	\$361,365.96	7,297	\$195,529.85		
	020000 thru D2999 Restorative	2,544	\$197,589.11	2,613	\$197,534.25	2,416	\$193,200.11	2,430	\$182,292.03	2,396	\$179,512.61	2,495	\$185,079.45	2,681	\$190,598.00	2,684	\$202,711.17	2,704	\$193,906.74	2,757	\$207,085.79	2,533	\$192,595.22	2,820	\$216,953.28	2,437	\$18,903.49		
	030000 thru D3999 Endodontics	261	\$22,370.13	294	\$20,489.05	281	\$21,542.91	310	\$19,682.03	280	\$18,272.93	329	\$23,484.19	284	\$18,549.80	371	\$26,411.70	351	\$20,986.56	318	\$19,259.46	347	\$23,497.73	377	\$23,641.34	307	\$18,904.65		
	040000 thru D4999 Periodontics	252	\$28,977.87	168	\$19,890.76	152	\$18,932.03	159	\$23,066.66	187	\$24,318.73	206	\$28,050.58	301	\$43,822.79	189	\$26,989.10	209	\$25,036.69	206	\$26,595.06	187	\$25,674.97	190	\$25,467.34	213	\$26,250.09		
	050000 thru D5999 Prosthodontics Removable	3	\$430.50	3	\$430.50	4	\$1,606.60	4	\$1,230.00	1	\$40.99	1	\$1,375.50	4	\$1,375.50	1	\$309.00	1	\$309.00	1	\$309.00	1	\$309.00	1	\$309.00	1	\$309.00	3	\$45,584.24
	070000 thru D7999 Oral and Maxillofacial Surgery	828	\$74,912.84	912	\$74,550.14	686	\$60,628.37	872	\$83,359.33	794	\$69,346.61	851	\$83,592.00	1,109	\$119,664.32	944	\$101,754.54	788	\$68,886.65	1,009	\$104,349.13	915	\$102,540.85	886	\$89,632.97	826	\$77,192.83		
	080000 thru D8999 Orthodontics	228	\$124,581.46	170	\$137,094.54	147	\$111,693.22	165	\$110,222.16	208	\$159,037.68	197	\$143,858.82	209	\$162,325.20	223	\$178,942.06	208	\$141,527.46	209	\$153,260.47	218	\$171,787.17	222	\$194,995.08	185	\$153,045.59		
	090000 thru D9999 Adjunctive General Services	1,472	\$45,300.81	1,509	\$47,467.21	1,245	\$41,063.89	1,381	\$49,147.60	1,488	\$46,172.44	1,809	\$62,029.50	1,631	\$53,743.63	1,576	\$49,725.91	1,641	\$53,951.41	1,456	\$49,592.44	1,635	\$54,728.38	1,387	\$47,924.79				
	<b>Total</b>	<b>32,312</b>	<b>\$1,049,987</b>	<b>24,649</b>	<b>\$1,080,630</b>	<b>20,997</b>	<b>\$946,298</b>	<b>20,568</b>	<b>\$927,214</b>	<b>24,308</b>	<b>\$1,073,848</b>	<b>22,727</b>	<b>\$1,040,029</b>	<b>28,047</b>	<b>\$1,260,665</b>	<b>25,940</b>	<b>\$1,191,603</b>	<b>25,611</b>	<b>\$1,102,206</b>	<b>24,249</b>	<b>\$1,122,671</b>	<b>24,418</b>	<b>\$1,134,644</b>	<b>25,418</b>	<b>\$1,199,036</b>	<b>21,243</b>	<b>\$1,000,888</b>		
Ages 21 and Over	001000 thru D0999 Diagnostic	3,791	\$101,734.18	3,689	\$99,417.77	3,460	\$95,437.62	3,044	\$84,074.89	3,870	\$106,082.83	3,795	\$102,020.93	4,271	\$115,414.87	3,823	\$105,272.36	4,220	\$111,407.82	3,641	\$102,659.90	3,404	\$93,906.87	4,004	\$107,994.69	3,470	\$90,452.92		
	010000 thru D1999 Preventive	71	\$11,388.78	105	\$21,581.37	63	\$8,134.37	53	\$8,135.21	81	\$15,723.29	137	\$24,350.47	113	\$15,994.90	126	\$22,473.57	94	\$14,546.57	107	\$14,899.76	79	\$12,361.79	116	\$16,682.76	100	\$13,825.21		
	020000 thru D2999 Restorative	118	\$8,609.28	108	\$8,193.96	95	\$7,108.77	97	\$7,248.68	106	\$8,268.94	111	\$8,755.22	122	\$9,521.12	130	\$10,242.54	123	\$9,924.22	119	\$10,314.29	105	\$8,641.64	138	\$11,266.93	127	\$11,098.34		
	030000 thru D3999 Endodontics	843	\$264,829.74	762	\$246,393.67	798	\$254,605.20	748	\$233,327.09	850	\$236,120.02	859	\$221,410.33	1,026	\$269,688.63	817	\$238,963.54	1,008	\$289,307.26	889	\$256,299.04	902	\$247,411.16	822	\$237,356.43	797	\$227,696.00		
	040000 thru D4999 Periodontics	1	\$76.87	1	\$76.87	1	\$76.87	1	\$76.87	1	\$76.87	1	\$76.87	1	\$76.87	1	\$76.87	1	\$76.87	1	\$76.87	1	\$76.87	1	\$76.87	1	\$76.87		
	050000 thru D5999 Prosthodontics Removable	2,963	\$265,805.29	3,147	\$291,167.80	2,769	\$251,936.68	2,440	\$231,704.32	3,074	\$280,519.87	2,883	\$267,818.50	3,064	\$291,276.89	3,105	\$291,960.27	3,375	\$316,651.42	2,953	\$274,103.89	2,680	\$253,062.98	3,069	\$282,901.66	2,919	\$270,888.22		
	060000 thru D6999 Implant Services	1,093	\$50,915.93	1,049	\$49,960.70	879	\$42,910.42	846	\$40,263.99	902	\$43,504.41	10,378	\$46,830.96	1,170	\$51,444.55	1,053	\$47,702.71	1,081	\$51,834.94	976	\$46,651.10	962	\$45,741.91	1,026	\$49,736.73	925	\$46,046.32		
	070000 thru D7999 Oral and Maxillofacial Surgery	8,880	\$703,420	8,859	\$716,715	8,064	\$665,840	7,228	\$605,454	8,890	\$690,443	17,986	\$672,170	9,785	\$756,268	9,079	\$717,501	9,929	\$794,915	8,719	\$706,224	8,152	\$661,991	9,223	\$707,624	8,362	\$661,273		
	080000 thru D8999 Orthodontics	13,467	\$318,036	14,025	\$326,640	11,860	\$282,979	11,035	\$256,924	13,875	\$327,735	13,130	\$309,933	15,659	\$367,884	14,101	\$330,728	14,403	\$338,022	13,086	\$314,980	13,289	\$310,675	14,257	\$332,631	12,058	\$275,605		
	090000 thru D9999 Adjunctive General Services	8,251	\$339,953	8,644	\$355,950	7,666	\$310,090	7,256	\$285,366	8,956	\$354,443	7,934	\$321,879	10,266	\$411,207	9,616	\$374,221	9,592	\$375,522	8,663	\$345,645	8,876	\$351,983	9,034	\$361,366	7,297	\$195,530		
<b>Total</b>	<b>32,392</b>	<b>\$1,753,407</b>	<b>33,508</b>	<b>\$1,797,345</b>	<b>29,061</b>	<b>\$1,612,138</b>	<b>27,796</b>	<b>\$1,532,668</b>	<b>33,198</b>	<b>\$1,764,291</b>	<b>40,713</b>	<b>\$1,712,199</b>	<b>37,832</b>	<b>\$2,016,934</b>	<b>35,019</b>	<b>\$1,909,104</b>	<b>35,540</b>	<b>\$1,897,121</b>	<b>32,968</b>	<b>\$1,828,894</b>	<b>32,570</b>	<b>\$1,796,635</b>	<b>34,641</b>	<b>\$1,899,660</b>	<b>29,605</b>	<b>\$1,662,160</b>			

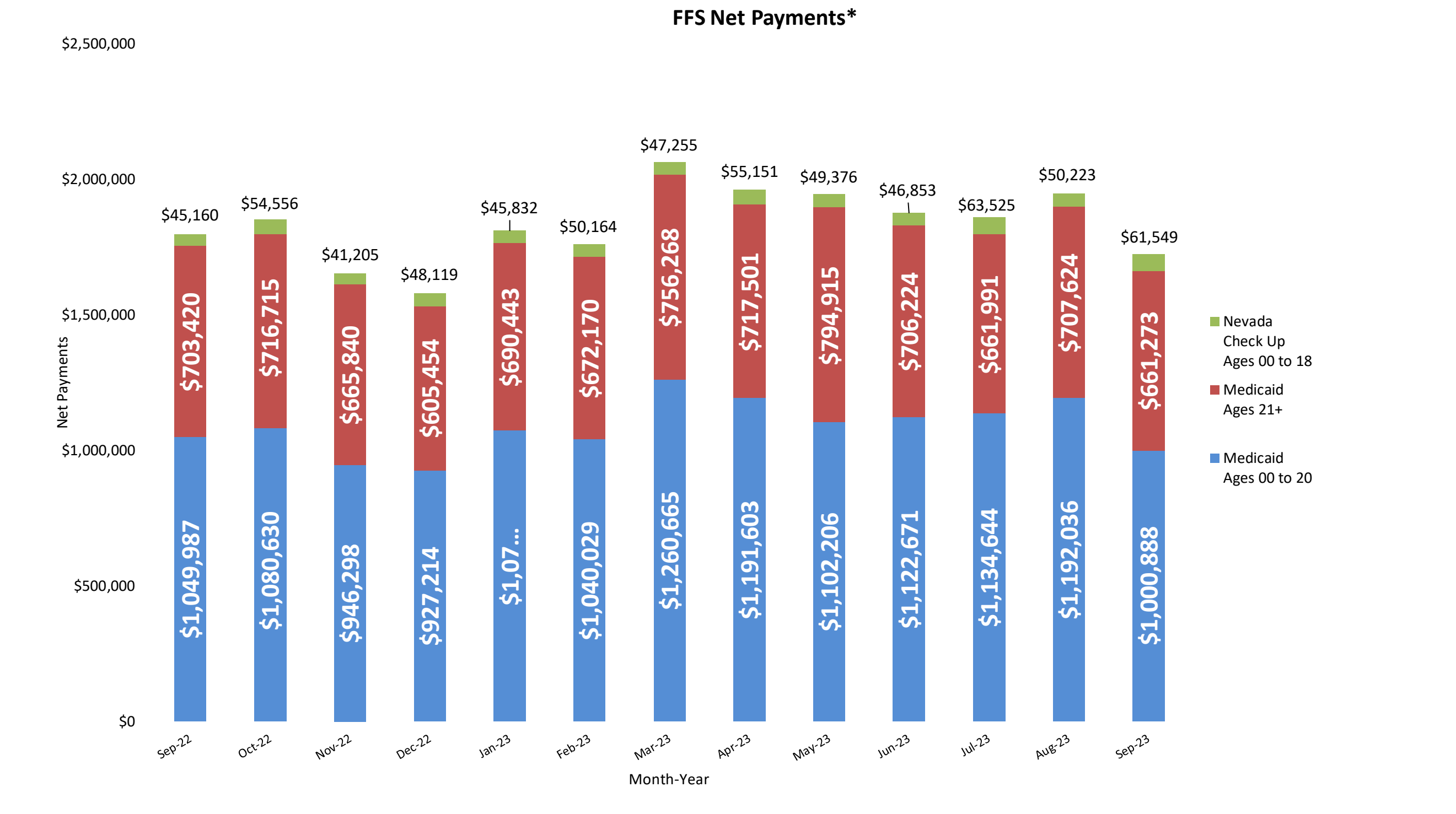
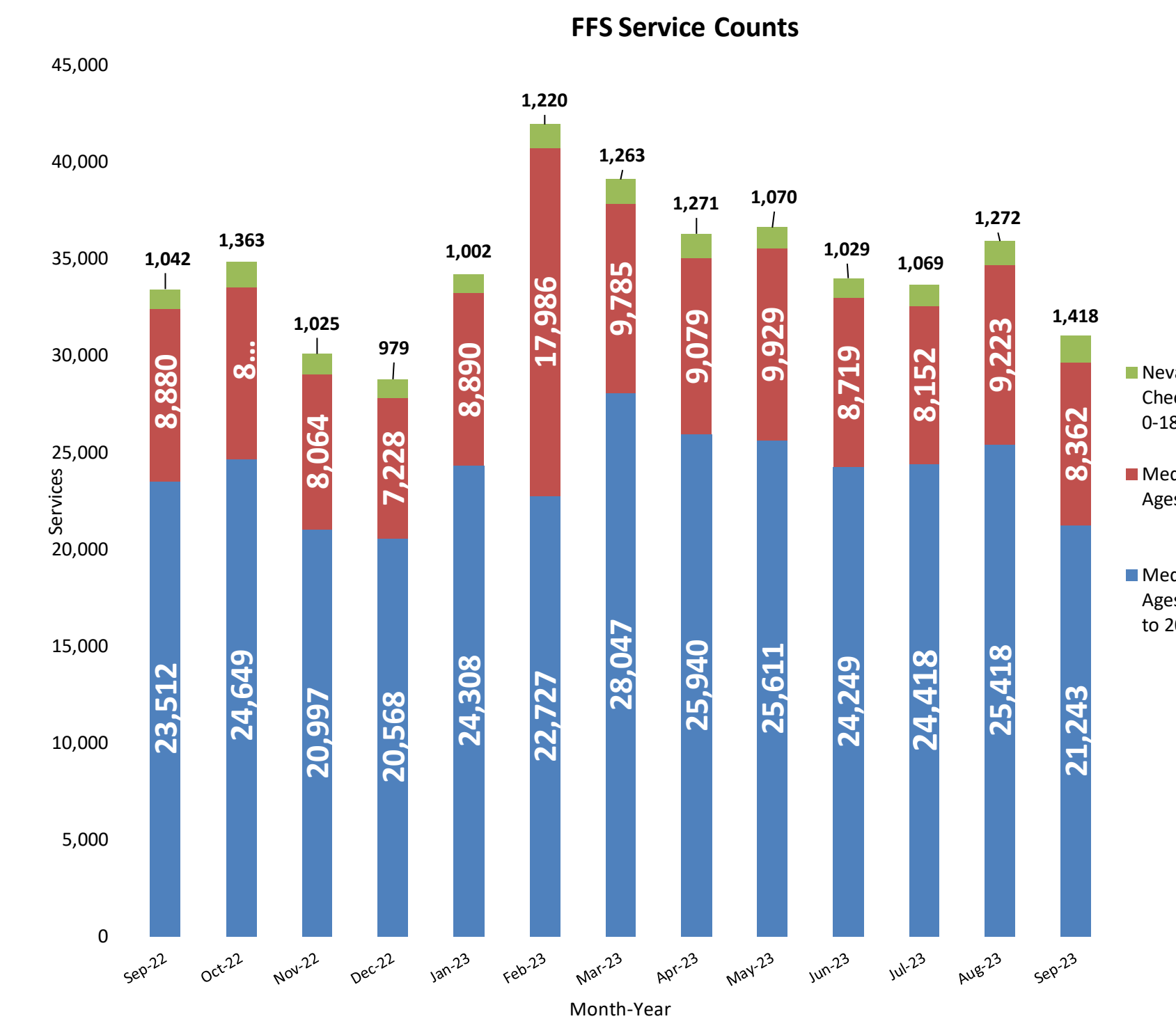
**Nevada Check Up**

Age In Years	Procedure Code	Sep-22	Oct-22	Nov-22	Dec-22	Jan-23	Feb-23	Mar-23	Apr-23	May-23	Jun-23	Jul-23	Aug-23	Sep-23	
Ages 00 to 18	001000 thru D0999 Diagnostic	406	\$9,226.54	477	\$11,702.69	414	\$9,448.25	370	\$7,933.19	438	\$9,459.40	460	\$10,577.84	492	\$11,698.70
	010000 thru D1999 Preventive	408	\$15,996.84	528	\$21,119.64	366	\$14,784.15	381	\$15,337.62	370	\$15,231.27	504	\$19,964.05	532	\$20,213.51
	020000 thru D2999 Restorative	92	\$6,441.56	134	\$8,137.13	104	\$6,715.75	94	\$5,066.85	98	\$6,044.40	116	\$8,311.01	90	\$5,533.36
	030000 thru D3999 Endodontics	17	\$1,311.98	12	\$815.00	7	\$389.49	14	\$321.99	15	\$779.00	2	\$163.99	10	\$1,188.99
	040000 thru D4999 Periodontics	4	\$511.48	28	\$3,399.52	7	\$1,382.73	3	\$854.85	7	\$965.14	9	\$1,434.59	14	\$1,757.45
	070000 thru D7999 Oral and Maxillofacial Surgery	38	\$2,989.49	51	\$5,590.05	38	\$4,146.80	33	\$4,099.82	14	\$1,250.43	36	\$3,719.27	34	\$2,762.70
	080000 thru D8999 Orthodontics	11	\$6,747.54	12	\$9,400.00	11	\$12,321.24	11	\$10,809.65	11	\$13,212.24	12	\$11,992.00	10	\$6,218.70
	090000 thru D9999 Adjunctive General Services	66	\$1,934.81	121	\$3,401.78	83	\$2,591.84	73	\$2,177.72	48	\$1,292.26	86	\$2,644.03	80	\$2,108.03
	<b>Total</b>	<b>1,042</b>	<b>\$45,160</b>	<b>1,363</b>	<b>\$45,556</b>	<b>1,025</b>	<b>\$41,205</b>	<b>979</b>	<b>\$48,119</b>	<b>1,002</b>	<b>\$45,832</b>	<b>1,220</b>	<b>\$60,164</b>	<b>1,263</b>	<b>\$47,255</b>

**Service Counts and Costs - FFS**

Totals and Graphs	Sep-22	Oct-22	Nov-22	Dec-22	Jan-23	Feb-23	Mar-23	Apr-23	May-23	Jun-23	Jul-23	Aug-23	Sep-23
Service Counts Totals	32,392	33,508	29,061	27,796	33,198	40,713	37,832	35,019	35,540	32,968	32,570	34,641	29,605
Medicaid Ages 00 to 20	8,880	8,859	8,064	7,228	8,890	17,986	9,785	9,079	9,929	8,719	8,152	9,223	8,362
Medicaid Ages 21+	1,042	1,363	1,025	979	1,002	1,220	1,263	1,070	1,069	1,070	1,272	1,418	1,418
Nevada Check Up 0-18	1,042	1,363	1,025	979	1,002	1,220	1,263	1,070	1,069	1,070	1,272	1,418	1,418
<b>Total</b>	<b>33,434</b>	<b>34,871</b>	<b>30,086</b>	<b>28,775</b>	<b>34,200</b>	<b>41,933</b>	<b>39,095</b>	<b>36,290</b>	<b>36,610</b>	<b>33,997</b>	<b>33,639</b>	<b>35,913</b>	<b>31,023</b>

Net Payment Totals	Sep-22	Oct-22	Nov-22	Dec-22	Jan-23	Feb-23	Mar-23	Apr-23	May-23	Jun-23	Jul-23	Aug-23	Sep-23
Medicaid Ages 00 to 20	\$1,049,987	\$1,080,630	\$946,298	\$927,214	\$1,073,848	\$1,040,029	\$1,260,665	\$1,191,603	\$1,102,206	\$1,122,671	\$1,134,644	\$1,192,036	\$1,000,888
Medicaid Ages 21+	\$703,420	\$716,715	\$665,840	\$605,454	\$690,443	\$672,170	\$756,268	\$717,501	\$794,915	\$706,224	\$661,991	\$707,624	\$661,273
Nevada Check Up Ages 00 to 18	\$45,160	\$45,556	\$41,205	\$48,119	\$45,832	\$50,164	\$47,255	\$55,151	\$49,376	\$46,853	\$63,525	\$50,223	\$61,549
<b>Total</b>	<b>\$1,798,568</b>	<b>\$1,851,901</b>	<b>\$1,653,343</b>	<b>\$1,580,787</b>	<b>\$1,810,122</b>	<b>\$1,762,363</b>	<b>\$2,064,185</b>	<b>\$1,964,255</b>	<b>\$1,946,498</b>	<b>\$1,875,747</b>	<b>\$1,860,159</b>	<b>\$1,949,883</b>	<b>\$1,723,709</b>



MCO Service Counts and Costs Report

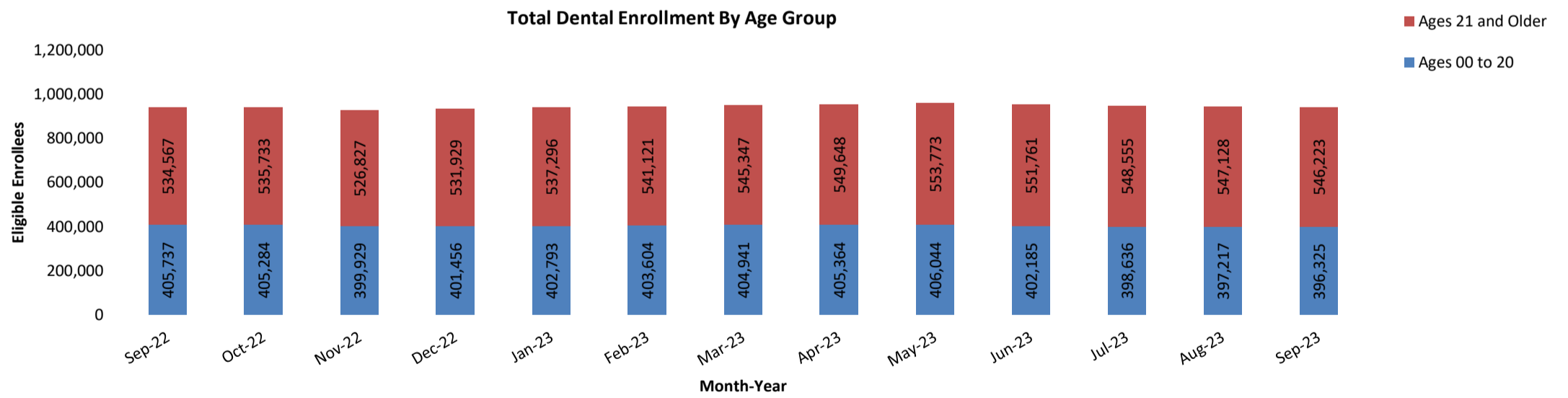
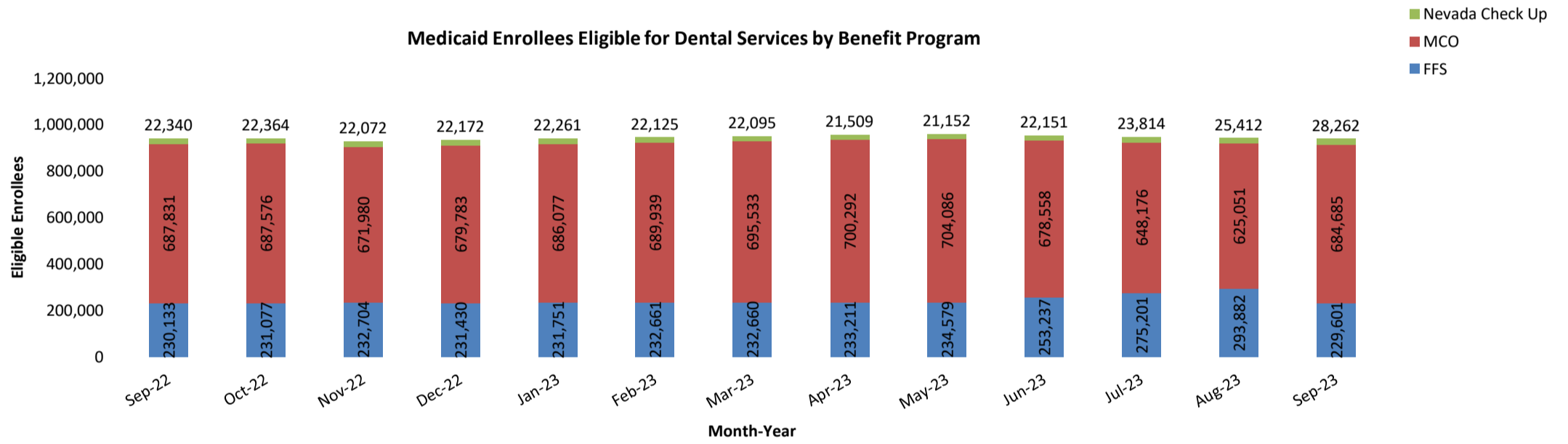
Age In Years	Procedure Code	Jun-22		Jul-22		Aug-22		Sep-22		Oct-22		Nov-22		Dec-22		Jan-23		Feb-23		Mar-23		Apr-23		May-23		Jun-23					
		Service Count	Net Payment	Service Count	Net Payment	Service Count	Net Payment	Service Count	Net Payment	Service Count	Net Payment	Service Count	Net Payment	Service Count	Net Payment	Service Count	Net Payment	Service Count	Net Payment	Service Count	Net Payment	Service Count	Net Payment	Service Count	Net Payment	Service Count	Net Payment	Service Count	Net Payment		
Ages 00 to 20	D0100 thru D0999 Diagnostic	62,373	\$ 1,166,558	59,587	\$ 1,137,811	58,884	\$ 1,071,870	62,373	\$ 1,166,558	62,385	\$ 1,201,844	56,387	\$ 1,064,977	54,180	\$ 1,033,689	58,351	\$ 1,083,115	58,432	\$ 1,094,141	69,304	\$ 1,267,338	59,410	\$ 1,102,311	59,363	\$ 1,080,913	60,136	\$ 1,105,289	60,136	\$ 1,105,289		
	D1000 thru D1999 Preventive	48,807	\$ 1,714,493	46,311	\$ 1,648,118	44,421	\$ 1,563,970	48,807	\$ 1,714,493	47,146	\$ 1,649,671	41,912	\$ 1,478,268	41,639	\$ 1,480,874	46,429	\$ 1,638,465	46,637	\$ 1,638,827	55,609	\$ 1,959,479	47,627	\$ 1,698,973	47,825	\$ 1,702,028	48,347	\$ 1,713,885	48,347	\$ 1,713,885		
	D2000 thru D2999 Restorative	14,548	\$ 1,018,473	13,985	\$ 994,231	13,363	\$ 942,895	14,548	\$ 1,018,473	14,288	\$ 1,021,561	13,390	\$ 967,059	11,974	\$ 886,723	13,249	\$ 939,683	13,067	\$ 916,793	15,006	\$ 1,066,776	13,756	\$ 988,143	13,668	\$ 983,282	14,060	\$ 999,256	14,060	\$ 999,256		
	D3000 thru D3999 Endodontics	1,820	\$ 125,950	1,729	\$ 127,836	1,676	\$ 108,536	1,820	\$ 125,950	1,884	\$ 136,457	1,913	\$ 138,744	1,801	\$ 124,316	1,831	\$ 117,014	1,907	\$ 122,019	2,163	\$ 135,707	1,925	\$ 120,700	1,889	\$ 123,970	1,963	\$ 118,394	1,963	\$ 118,394		
	D4000 thru D4999 Periodontics	317	\$ 19,335	273	\$ 17,997	338	\$ 20,612	317	\$ 19,335	288	\$ 17,802	288	\$ 16,166	234	\$ 14,326	301	\$ 17,919	302	\$ 17,601	364	\$ 22,355	368	\$ 21,071	313	\$ 18,128	299	\$ 16,341	299	\$ 16,341		
	D5000 thru D5899 Prosthodontics Removable	0	\$ 0	3	\$ 923	3	\$ 918	0	\$ 0	4	\$ 748	0	\$ 0	4	\$ 3,176	6	\$ 18,310	0	\$ 0	4	\$ 10,056	9	\$ 26,569	3	\$ 789.00	3	\$ 789.00	3	\$ 789.00		
	D5900 thru D5999 Maxillofacial Prosthetics	1	\$ 51,538	0	\$ 0	1	\$ 1,538	0	\$ 0	1	\$ 1,538	0	\$ 0	0	\$ 0	0	\$ 0	0	\$ 0	0	\$ 0	0	\$ 0	0	\$ 0	0	\$ 0	0	\$ 0	0	\$ 0
	D6000 thru D6199 Implant Services	0	\$ 0	0	\$ 0	0	\$ 0	0	\$ 0	0	\$ 0	0	\$ 0	0	\$ 0	0	\$ 0	0	\$ 0	0	\$ 0	0	\$ 0	0	\$ 0	0	\$ 0	0	\$ 0	0	\$ 0
	D6200 thru D6999 Prosthodontics fixed	0	\$ 0	1	\$ 41	0	\$ 0	0	\$ 0	0	\$ 0	0	\$ 0	0	\$ 0	0	\$ 0	0	\$ 0	0	\$ 0	0	\$ 0	0	\$ 0	0	\$ 0	0	\$ 0	0	\$ 0
	D7000 thru D7999 Oral and Maxillofacial Surgery	3,640	\$ 216,503	3,577	\$ 216,654	3,313	\$ 194,346	3,640	\$ 216,503	3,619	\$ 217,970	3,364	\$ 218,533	3,266	\$ 213,032	3,523	\$ 234,538	3,593	\$ 235,783	4,304	\$ 303,805	3,643	\$ 234,912	3,514	\$ 216,930	3,725	\$ 251,211	3,725	\$ 251,211		
	D8000 thru D8999 Orthodontics	0	\$ 0	0	\$ 0	0	\$ 0	0	\$ 0	0	\$ 0	0	\$ 0	0	\$ 0	0	\$ 0	0	\$ 0	0	\$ 0	0	\$ 0	0	\$ 0	0	\$ 0	0	\$ 0	0	\$ 0
	D9000 thru D9999 Adjunctive General Services	5,545	\$ 189,715	5,593	\$ 184,116	5,321	\$ 185,594	5,545	\$ 189,715	5,176	\$ 225,544	8,012	\$ 233,523	7,150	\$ 220,468	5,131	\$ 187,272	5,106	\$ 182,506	7,097	\$ 265,778	5,427	\$ 190,291	5,418	\$ 191,761	5,495	\$ 199,099	5,495	\$ 199,099		
	<b>Total</b>	<b>137,101</b>	<b>\$ 4,452,563</b>	<b>131,059</b>	<b>\$ 4,337,229</b>	<b>127,300</b>	<b>\$ 4,088,541</b>	<b>137,101</b>	<b>\$ 4,452,563</b>	<b>138,990</b>	<b>\$ 4,503,596</b>	<b>125,250</b>	<b>\$ 4,118,647</b>	<b>120,350</b>	<b>\$ 3,953,237</b>	<b>128,823</b>	<b>\$ 4,198,211</b>	<b>129,048</b>	<b>\$ 4,168,727</b>	<b>153,946</b>	<b>\$ 5,023,807</b>	<b>132,159</b>	<b>\$ 4,356,597</b>	<b>132,593</b>	<b>\$ 4,337,365</b>	<b>134,022</b>	<b>\$ 4,404,599</b>	<b>134,022</b>	<b>\$ 4,404,599</b>		
Ages 21 and Over	D0100 thru D0999 Diagnostic	17,830	\$ 410,427	16,361	\$ 379,566	16,236	\$ 373,172	17,830	\$ 410,427	15,091	\$ 367,133	17,293	\$ 412,047	14,260	\$ 335,512	14,060	\$ 335,659	13,906	\$ 334,174	15,728	\$ 447,296	16,296	\$ 475,777	16,296	\$ 475,777	16,296	\$ 475,777	16,296	\$ 475,777		
	D1000 thru D1999 Preventive	11,744	\$ 23,465	10,027	\$ 20,025	9,988	\$ 19,750	11,744	\$ 23,465	10,400	\$ 20,780	9,908	\$ 19,750	10,005	\$ 20,085	10,400	\$ 20,780	10,005	\$ 20,085	11,777	\$ 23,522	11,601	\$ 23,522	11,601	\$ 23,522	11,601	\$ 23,522				
	D2000 thru D2999 Restorative	3,911	\$ 62,061	4,711	\$ 76,793	3,961	\$ 67,385	4,121	\$ 62,073	3,947	\$ 67,385	3,986	\$ 67,385	4,121	\$ 62,073	4,068	\$ 68,941	3,671	\$ 58,414	4,211	\$ 73,672	4,601	\$ 95,292	4,601	\$ 95,292	4,601	\$ 95,292				
	D3000 thru D3999 Endodontics	0	\$ 0	0	\$ 0	0	\$ 0	0	\$ 0	0	\$ 0	0	\$ 0	0	\$ 0	0	\$ 0	0	\$ 0	0	\$ 0	0	\$ 0	0	\$ 0	0	\$ 0	0	\$ 0		
	D4000 thru D4999 Periodontics	69	\$ 53,587	41	\$ 2,064	43	\$ 2,103	69	\$ 53,587	61	\$ 3,174	71	\$ 2,103	61	\$ 3,174	49	\$ 2,738	36	\$ 2,502	33	\$ 1,698	48	\$ 2,493	45	\$ 2,880	66	\$ 3,694				
	D5000 thru D5899 Prosthodontics Removable	775	\$ 289,868	685	\$ 264,076	625	\$ 243,593	710	\$ 267,602	709	\$ 273,553	625	\$ 243,593	710	\$ 267,602	694	\$ 257,997	570	\$ 211,010	759	\$ 289,287	755	\$ 288,940	829	\$ 327,386	822	\$ 320,319				
	D5900 thru D5999 Maxillofacial Prosthetics	0	\$ 0	0	\$ 0	0	\$ 0	0	\$ 0	0	\$ 0	0	\$ 0	0	\$ 0	0	\$ 0	0	\$ 0	0	\$ 0	0	\$ 0	0	\$ 0	0	\$ 0	0	\$ 0		
	D6000 thru D6199 Implant Services	0	\$ 0	0	\$ 0	0	\$ 0	0	\$ 0	0	\$ 0	0	\$ 0	0	\$ 0	0	\$ 0	0	\$ 0	0	\$ 0	0	\$ 0	0	\$ 0	0	\$ 0	0	\$ 0		
	D6200 thru D6999 Prosthodontics fixed	2	\$ 82	3	\$ 123	0	\$ 0	0	\$ 0	0	\$ 0	0	\$ 0	0	\$ 0	0	\$ 0	0	\$ 0	0	\$ 0	1	\$ 41.00	1	\$ 41.00	1	\$ 41.00				
	D7000 thru D7999 Oral and Maxillofacial Surgery	5,570	\$ 419,498	5,286	\$ 397,957	5,851	\$ 464,613	5,250	\$ 407,382	4,981	\$ 388,867	5,851	\$ 464,613	5,250	\$ 407,382	5,264	\$ 435,543	5,437	\$ 453,053	5,690	\$ 500,420	5,978	\$ 511,366	6,099	\$ 507,522	5,454	\$ 452,003				
	D8000 thru D8999 Orthodontics	0	\$ 0	0	\$ 0	0	\$ 0	0	\$ 0	0	\$ 0	0	\$ 0	0	\$ 0	0	\$ 0	0	\$ 0	0	\$ 0	0	\$ 0	0	\$ 0	0	\$ 0	0	\$ 0		
	D9000 thru D9999 Adjunctive General Services	1,575	\$ 86,987	1,476	\$ 105,653	1,440	\$ 105,653	1,440	\$ 105,653	1,359	\$ 75,965	1,767	\$ 106,653	1,440	\$ 105,653	1,481	\$ 88,112	1,481	\$ 88,112	1,529	\$ 88,225	1,849	\$ 106,662	1,625	\$ 94,078	1,625	\$ 94,078				
	<b>Total</b>	<b>27,386</b>	<b>\$ 1,296,875</b>	<b>25,325</b>	<b>\$ 1,222,022</b>	<b>25,906</b>	<b>\$ 1,276,268</b>	<b>26,206</b>	<b>\$ 1,253,168</b>	<b>23,416</b>	<b>\$ 1,178,957</b>	<b>25,906</b>	<b>\$ 1,276,268</b>	<b>26,206</b>	<b>\$ 1,253,168</b>	<b>23,221</b>	<b>\$ 1,243,257</b>	<b>22,999</b>	<b>\$ 1,208,288</b>	<b>23,175</b>	<b>\$ 1,312,511</b>	<b>25,693</b>	<b>\$ 1,446,672</b>	<b>27,399</b>	<b>\$ 1,539,856</b>	<b>25,955</b>	<b>\$ 1,439,807</b>				
Total	D0100 thru D0999 Diagnostic	80,203	\$ 1,576,985	75,948	\$ 1,517,378	75,120	\$ 1,445,042	79,666	\$ 1,578,605	77,676	\$ 1,568,979	72,623	\$ 1,438,149	71,473	\$ 1,435,735	75,946	\$ 1,462,004	75,120	\$ 1,445,042	79,666	\$ 1,578,605	76,759	\$ 1,549,608	76,759	\$ 1,549,608	76,432	\$ 1,567,781				
	D1000 thru D1999 Preventive	49,981	\$ 1,737,958	47,313	\$ 1,668,143	45,409	\$ 1,583,720	49,847	\$ 1,735,273	48,054	\$ 1,667,811	42,900	\$ 1,498,018	42,679	\$ 1,501,654	46,661	\$ 1,631,126	45,409	\$ 1,583,720	49,847	\$ 1,735,273	48,667	\$ 1,719,742	49,002	\$ 1,725,551	49,508	\$ 1,737,050				
	D2000 thru D2999 Restorative	14,939	\$ 1,081,434	14,456	\$ 1,071,024	13,759	\$ 1,010,280	14,939	\$ 1,080,545	14,635	\$ 1,080,769	13,786	\$ 1,034,444	12,386	\$ 918,796	13,685	\$ 1,012,005	13,759	\$ 1,010,280	14,960	\$ 1,080,545	14,177	\$ 1,061,815	14,202	\$ 1,078,576	14,582	\$ 1,081,418				
	D3000 thru D3999 Endodontics	1,820	\$ 125,950	1,729	\$ 127,836	1,676	\$ 108,536	1,820	\$ 125,950	1,884	\$ 136,457	1,913	\$ 138,744	1,801	\$ 124,316	1,805	\$ 116,907	1,876	\$ 108,536	1,870	\$ 125,950	1,929	\$ 121,903	1,891	\$ 114,380	1,969	\$ 112,117				
	D4000 thru D4999 Periodontics	386	\$ 222,021	314	\$ 15,561	361	\$ 22,815	378	\$ 22,808	309	\$ 18,890	311	\$ 18,269	295	\$ 17,499	315	\$ 19,330	378	\$ 222,021	416	\$ 23,565	358	\$ 21,010	359	\$ 20,036						
	D5000 thru D5899 Prosthodontics Removable	775	\$ 289,868	688	\$ 264,999	628	\$ 244,111	713	\$ 267,602	719	\$ 274,301	629	\$ 244,969	710	\$ 269,412	688	\$ 264,475	628	\$ 244,111	759	\$ 289,287	755	\$ 288,940	822	\$ 320,319						
	D5900 thru D5999 Maxillofacial Prosthetics	0	\$ 0	0	\$ 0	0	\$ 0	0	\$ 0	0	\$ 0	0	\$ 0	0	\$ 0	0	\$ 0	0	\$ 0	0	\$ 0	0	\$ 0	0	\$ 0	0	\$ 0				
	D6000 thru D6199 Implant Services	0	\$ 0	0	\$ 0	0	\$ 0	0	\$ 0	0	\$ 0	0	\$ 0	0	\$ 0	0	\$ 0	0	\$ 0	0	\$ 0	0	\$ 0	0	\$ 0	0	\$ 0				
	D6200 thru D6999 Prosthodontics fixed	2	\$ 82	3	\$ 123	0	\$ 0	0	\$ 0	0	\$ 0	0	\$ 0	0	\$ 0	0	\$ 0	0	\$ 0	0	\$ 0	1	\$ 41.00	1	\$ 41.00	1	\$ 41.00				
	D7000 thru D7999 Oral and Maxillofacial Surgery	9,110	\$ 636,001	8,863	\$ 624,611	9,164	\$ 658,959	8,890	\$ 623,885	8,600	\$ 601,817	9,215	\$ 683,146	8,516	\$ 638,414	8,663	\$ 602,711	9,164	\$ 658,959	8,890	\$ 623,885	9,621	\$ 745,678	9,613	\$ 734,453	9,179	\$ 670,215				
	D8000 thru D8999 Orthodontics	0																													

Member Counts - Subset benefit Program Eligibility

		Sep-22	Oct-22	Nov-22	Dec-22	Jan-23	Feb-23	Mar-23	Apr-23	May-23	Jun-23	Jul-23	Aug-23	Sep-23	
<b>Medicaid</b>	Age In Years	Members	Members	Members	Members	Members	Members	Members	Members	Members	Members	Members	Members	Members	
	FFS	Ages 00 to 20	65,279	65,351	65,350	64,816	64,699	64,852	64,520	64,079	64,394	70,465	78,665	84,921	61,303
	FFS	Ages 21 and Older	164,854	165,726	167,354	166,614	167,052	167,809	168,140	169,132	170,185	182,772	196,536	208,961	168,298
	<b>Total</b>		<b>230,133</b>	<b>231,077</b>	<b>232,704</b>	<b>231,430</b>	<b>231,751</b>	<b>232,661</b>	<b>232,660</b>	<b>233,211</b>	<b>234,579</b>	<b>253,237</b>	<b>275,201</b>	<b>293,882</b>	<b>229,601</b>
MCO	Ages 00 to 20	318,118	317,569	312,507	314,468	315,833	316,627	318,326	319,776	320,498	309,569	296,157	286,884	306,760	
MCO	Ages 21 and Older	369,713	370,007	359,473	365,315	370,244	373,312	377,207	380,516	383,588	368,989	352,019	338,167	377,925	
<b>Total</b>		<b>687,831</b>	<b>687,576</b>	<b>671,980</b>	<b>679,783</b>	<b>686,077</b>	<b>689,939</b>	<b>695,533</b>	<b>700,292</b>	<b>704,086</b>	<b>678,558</b>	<b>648,176</b>	<b>625,051</b>	<b>684,685</b>	

		Sep-22	Oct-22	Nov-22	Dec-22	Jan-23	Feb-23	Mar-23	Apr-23	May-23	Jun-23	Jul-23	Aug-23	Sep-23	
<b>Nevada Check Up</b>	Age In Years	Members	Members	Members	Members	Members	Members	Members	Members	Members	Members	Members	Members	Members	
	FFS	Ages 00 to 20	2,569	2,563	2,560	2,522	2,540	2,507	2,502	2,451	2,396	3,500	4,727	5,624	3,139
	MCO	Ages 00 to 20	19,771	19,801	19,512	19,650	19,721	19,618	19,593	19,058	18,756	18,651	19,087	19,788	25,123
<b>Total</b>		<b>22,340</b>	<b>22,364</b>	<b>22,072</b>	<b>22,172</b>	<b>22,261</b>	<b>22,125</b>	<b>22,095</b>	<b>21,509</b>	<b>21,152</b>	<b>22,151</b>	<b>23,814</b>	<b>25,412</b>	<b>28,262</b>	

<b>Age Enrollment Totals</b>		Sep-22	Oct-22	Nov-22	Dec-22	Jan-23	Feb-23	Mar-23	Apr-23	May-23	Jun-23	Jul-23	Aug-23	Sep-23
FFS + MCO	Ages 00 to 20	405,737	405,284	399,929	401,456	402,793	403,604	404,941	405,364	406,044	402,185	398,636	397,217	396,325
	Ages 21 and Older	534,567	535,733	526,827	531,929	537,296	541,121	545,347	549,648	553,773	551,761	548,555	547,128	546,223
<b>Total</b>		<b>940,304</b>	<b>941,017</b>	<b>926,756</b>	<b>933,385</b>	<b>940,089</b>	<b>944,725</b>	<b>950,288</b>	<b>955,012</b>	<b>959,817</b>	<b>953,946</b>	<b>947,191</b>	<b>944,345</b>	<b>942,548</b>



Members are generally enrolled in either an FFS or MCO delivery plan, but may switch plans during the thirteen-month time period due to eligibility changes.

**Percent of Enrollees Receiving Services**

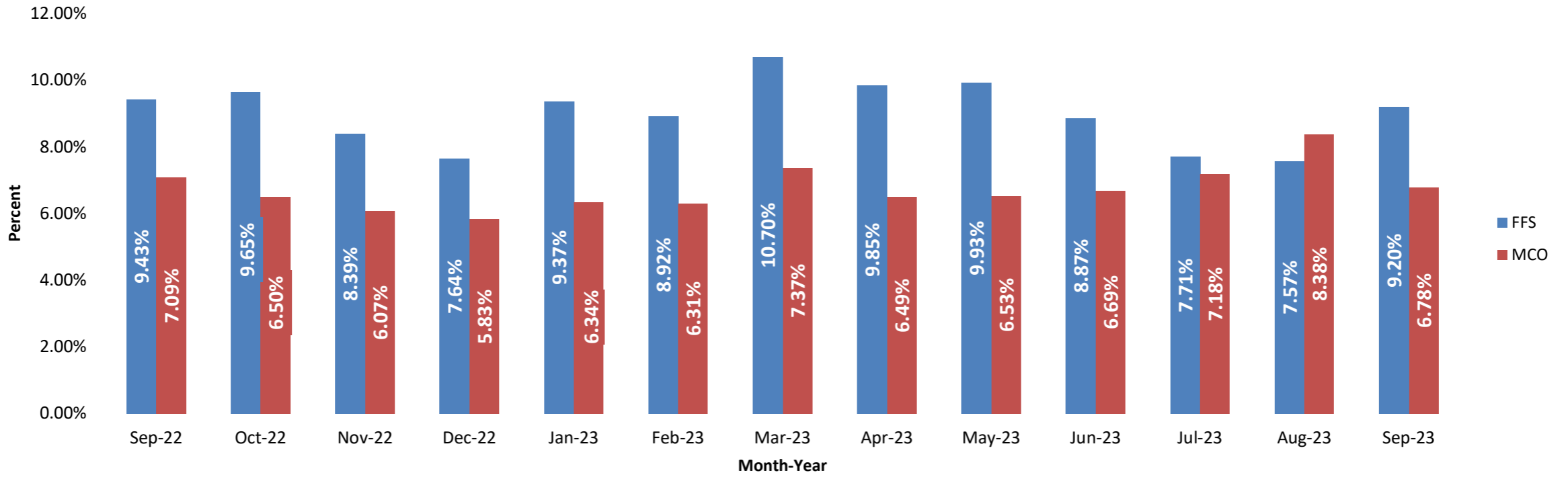
<b>Enrollees Ages 00 to 20</b>	Sep-22	Oct-22	Nov-22	Dec-22	Jan-23	Feb-23	Mar-23	Apr-23	May-23	Jun-23	Jul-23	Aug-23	Sep-23
FFS Ages 00 thru 20	65,279	65,351	65,350	64,816	64,699	64,852	64,520	64,079	64,394	70,465	78,665	84,921	61,303
MCO Ages 00 thru 20	318,118	317,569	312,507	314,468	315,833	316,627	318,326	319,776	320,498	309,569	296,157	286,884	306,760

<b>Dental Patients Ages 00 to 20</b>	Sep-22	Oct-22	Nov-22	Dec-22	Jan-23	Feb-23	Mar-23	Apr-23	May-23	Jun-23	Jul-23	Aug-23	Sep-23
FFS Ages 00 to 20	6,155	6,308	5,485	4,952	6,065	5,787	6,902	6,311	6,396	6,250	6,062	6,430	5,637
MCO Ages 00 thru 20	22,539	20,633	18,962	18,331	20,037	19,979	23,469	20,764	20,916	20,702	21,273	24,027	20,811

<b>% of Enrollees Ages 00 to 20 Receiving a Dental Service</b>	Sep-22	Oct-22	Nov-22	Dec-22	Jan-23	Feb-23	Mar-23	Apr-23	May-23	Jun-23	Jul-23	Aug-23	Sep-23
FFS	9.43%	9.65%	8.39%	7.64%	9.37%	8.92%	10.70%	9.85%	9.93%	8.87%	7.71%	7.57%	9.20%
MCO	7.09%	6.50%	6.07%	5.83%	6.34%	6.31%	7.37%	6.49%	6.53%	6.69%	7.18%	8.38%	6.78%

Data includes both Medicaid and Check Up enrollees.

**Percent of Enrollees Ages 00 to 20 Receiving a Dental Service**





**Nevada Medicaid (FFS/MCO) Dental Overview Quarterly Reports -September 1, 2022 to September 30, 2023**

**Report and Location**

DSS\Jennifer Quihuis\Regular Reports\Q Dental Overview

**Timeframe**

September 1, 2022 - September 30, 2023

**Date that Data was Captured**

January 19, 2024

**Medicaid Data**

The Division of Health Care Financing and Policy (DHCFP) data warehouse is comprised of claims data submitted by over 35,000 Medicaid providers from within Nevada and across the country. While DHCFP staff conscientiously make every effort to validate these data through continuous provider education and the use of highly experienced audit staff, the Division relies heavily on providers to submit accurate and complete information on Medicaid patients. It should therefore be understood by the users of DHCFP reports on disease morbidity and patient health that the data source for these reports are based solely on patient claims data and may not be a complete and comprehensive health record.

Fee For Service (FFS) provider data are gathered from the Nevada Medicaid Data Warehouse Decision Support System (DSS). The DSS provides monthly updates gathered from the Centers for Medicare & Medicaid Services (CMS) Transformed Medicaid Statistical Information System (T-MSIS). Alternatively, Liberty Dental (LD) data are provided by the Managed Care Organization (MCO) directly on a monthly basis.

MCO expenditures are not State expenditures, but costs incurred by the MCOs when paying their respective providers.

**Methodology**

The following methods were used in providing this report:

All reports are in incurred mode, based on date of service.

*D0100 thru D0999 Diagnostic*

*D1000 thru D1999 Preventive*

*D2000 thru D2999 Restorative*

*D3000 thru D3999 Endodontics*

*D4000 thru D4999 Periodontics*

*D5000 thru D5899 Prosthodontics*

*D5900 thru D5999 Maxillofacial*

*D6000 thru D6199 Implant Services*

*D6200 thru D6999 Prosthodontics*

*D7000 thru D7999 Oral and Maxillofacial*

*D8000 thru D8999 Orthodontics*

*D9000 thru D9999 Adjunctive*

The enrollee's age in years at the time of service has been used to define age grouping reported in this analysis.

FFS net payments have been provided in this analysis. Net payments are defined as the net amounts paid for all claims, after all pricing guidelines have been applied, and all third party, copayment, coinsurance and deductible amounts have been subtracted.

Decreases in counts of services, patients and net payments after March 2020 are due to COVID-19 pandemic response.

**Section 1 Enrolled Dental Providers**

Reported by DSS via the provider enrollment file updated monthly by IBM.

Providers are unduplicated, may provide services to both the FFS and MCO populations, and may have servicing addresses in another state.

**Section 2 Active Dental Providers**

Reported by DSS (FFS) and Liberty Dental (8101 Dental Report - Provider) Unduplicated.

FFS: Dentists (PT22) are counted if they had at least one paid claim for the respective services month and include those with servicing addresses in another state.

LD: Monthly services report.

**Section 3 Dental Patients Demographics**

Reported by DSS (FFS) and Liberty Dental (8102 Dental Report - Patient).

FFS: Unduplicated Dental patients (PT22) are counted if they had at least one paid claim for the respective

LD: Monthly services report.

**Sections 4 & 5 Service Count and Costs (SC&C)**

Reported by DSS (FFS Section 4) and Liberty Dental (Section 5).

Liberty Dental Report is the 8103 Dental Report - Service Count and Costs.

Liberty Dental expenditures are made to their providers on behalf of the State, and are not State expenditures.

**Section 6 Members (FFS + Liberty Dental Capitation Payments - Per DSS)**

Fee for Service Member Count. Each member is counted once regardless of their number of eligible months.

Liberty Capitation Payments from the monthly financial file from Gainwell.

One capitation payment = one Liberty Dental enrollee.

**Section 7 Percent of Enrollees Receiving Services**

Compares services to FFS enrollment or number of Liberty Dental capitation payments.